

# ENZO JUNGLE GYM

WE MANUFACTURE PLAYGROUND EQUIPMENT

**Yolanda Mdlaka**  
**072 4279 882**

**065 899 2328**

**Email Address:**

[info@enzojunglegyms.co.za](mailto:info@enzojunglegyms.co.za) [yolanda@enzojunglegyms.co.za](mailto:yolanda@enzojunglegyms.co.za)

**Address:**

**Plot 66  
Blue Hills Nursey  
R55 Main Road  
Kyalami  
Gauteng  
South Africa**

**Company Profile:**

**We specialize in Steel and Wooden Jungle GYMS.** We also supply Educational Toys, sleeping mats / sponge, School Uniform for ECD Centers, Grade R and Foundation phase.

Our Jungle Gyms are well constructed and come in bright rainbow colours. They last for years and require minimal maintenance. The benefit of having a steel Jungle Gym over the wooden jungle gym is that you can easily move it yourself from one location to the next. Making them ideal for families that are renting and not owing the house / place.

Our main goal is to take the hassle of your hands and keep the children moving, playing and boosting their Gross motor skills with their own Jungle Gym.

Jungle Gym provides crucial opportunity for children to play, exercise and expand their cognitive development. Playing promotes social and intellectual skills in our children.

We know how important it is for children to play and interact with their friends, hence we have decided to assist parents and schools in making your home, school and apartment a special place to be in.

We make Jungle Gyms for home use, Schools, Apartments and Parks. We will customize your Jungle Gym to your own needs and specifications. Delivery can be arranged for you at a reasonable fee depending on your location.

# Our Steel Products:

## 2026 Price List

Our Steel outdoor playground equipment range includes Jungle Gyms, Swings, Slides, spinning, whirling, climbing and balancing playground equipment for private residential home use, schools, crèche's and aftercare facilities. Our heavy-duty range is suitable for municipality use and public parks.

## **MAXI-DOUBLE JUNGLE GYM: SWINGS & 3TYRE CLIMBING LADDER:**



**Size: H = +2m, L= 3,4m, W= 1,2m**

**Price: R7 200 with Steel Slide.**

# **MAXI-DOUBLE JUNGLE GYM: with Fiberglass Slide & 3 Tyre climbing ladder.**



**Price: R9 200 with Fiberglass Slide.**

**Size: H = +2m, L= 3,4m, W= 1,2m**

# MAXI-DOUBLE JUNGLE GYM: SWINGS & 3TYRE CLIMBING LADDER:



Size: H = +2m, L= 3,4m, W= 1,2m

Price: R7 200 with Steel Slide.

Price: R9 200 with Fiberglass Slide.

## SENIOR DOUBLE JUNGLE GYM: WITH A FLAT SEE-SAW.



Size: H = +2m, L= 3,4m, W= 1,2m

**3 meter long slide**

Price: R7 200 with Steel Slide.

Price: R9 600 with Fiberglass Slide.

## SENIOR DOUBLE JUNGLE GYM: WITH MONKEY BARS



Size: H = +-2,4m, L= 3,5m, W= 1,2m

**3 miter long slide**

Price: R8 200 with Steel Slide.

Price: R9 800 with Fiberglass Slide.

# **MAXI-COMBO JUNGLE GYM - SWINGS & 3TYRE CLIMBING LADDER:**



**Size: H = +-2m, L= 3,4m, W= 1,2m**

**Price: R8 300 with Steel Slide.**

**Price: R10 400 with Fiberglass Slide.**

## **MAXI-COMBO JUNGLE GYM: WITH FLAT SEE-SAW.**



**Size: H = +2m, L= 3,4m, W= 1,2m**

**Price: R10 400 with Fiberglass Slide.**

---



**Size: H = +2m, L= 3,4m, W= 1,2m**

**Price: R8 300 with Steel Slide.**

---

# **DOUBLE JUNGLE GYM** WITH 2 SEATER SWING.



**Size: H = +-2m, L= 2,4m, W= 1,2m**

**Price: R6 200 with Steel Slide.**

---



**Size: H = +-2m, L= 2,4m, W= 1,2m**

**Price: R8 300 with Fiberglass Slide.**

---

# DOUBLE JUNGLE GYM WITH 2 TYRE SWINGS.



Size: H = +2m, L= 2,4m, W= 1,2m

Price: R5 600 with Steel Slide.

Price: R7 800 with Fiberglass Slide.

---

# DOUBLE JUNGLE GYM WITH A FLAT SEE-SAW



Size: H = +2m, L= 2,4m, W= 1,2m

Price: R6 200 with Steel Slide.

Price: R8 600 with Fiberglass Slide.

# Jungle Gym with 5 Buck Swing



Size: H =+-2,4m, L =+-4,8m, W=+- 1m

Price: R14 500 with steel slide

Price: R17 000 with fiberglass slide

---

# Rolo Jungle Gym



Size: H=+-2.4m, L=+-4.7m, W=+-1m

Price: R10 500 with steel slide

Price: R12 800 with fiberglass slide

---

# **SINGLE JUNGLE GYM WITH 1 TYRE SWING.**



**Size: H = +-2m, L= 2m, W= 1,2m**

**Price: R4 900 with Steel Slide.**



**Size: H = +-2m, L= 2m, W= 1,2m**

Price R6 700 with Fiberglass Slide.

# SINGLE JUNGLE GYM WITH 2 SEATER SWING.



Size: H = +-2m, L= 2m, W= 1,2m

Price: R5 200 with Steel Slide.



Size: H = +-2m, L= 2m, W= 1,2m

Price: R5 200 with Steel Slide.

Price: R8 200 with Fiberglass Slide.

# **WHEELCHAIR SWINGS FOR PLAYGROUNDS: SUITABLE FOR AGES 3 TO 12 YEARS.**



**Price: R10 500**

## WHEELCHAIR MERRY-GO-ROUND



**Price: R19 500**

## KIDS ROUND A-BOUT



**Price R7 400**

## A-FRAME 4-SEATER



Size: H = +-1,6m, L= 1,5m, W= 0,900m

Price R4 200

---

## A-FRAME 2-SEATER



Size: H = +-1,6m, L= 1,5m, W= 0,600m

Price R3 600

## Kiddies See-Saw



Size: H = +-0,600m, L= 2,5m, W= 0, 200m Price

**R4 600**

---

## Heavy Duty See-Saw



**Suitable for Public Parks, Schools and Estates.**

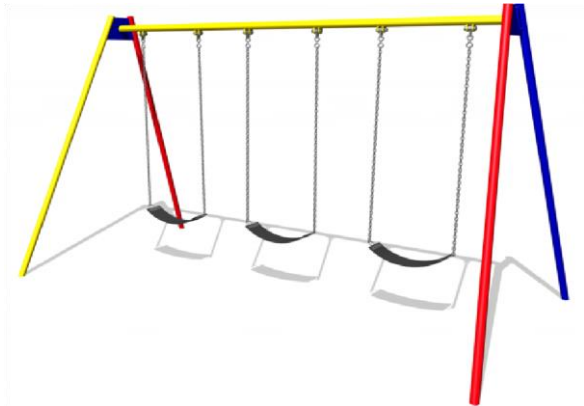
Size: 3 meter long

Price: **R5 800**

- Tyre bumper under seats
- Fitted on the ground.
- **Installation fee: R600**

# A-FRAME 3 SWINGS WITH CHAINS:

**Heavy Duty Swings - Suitable for Adults and Children.**



**3 Tyre A-Frame Swing with Chains - Price R7 400**

**Floor space needed: 3,6m x 3m**

**Installation fee: R600**

# A-FRAME 2 SWINGS WITH CHAINS:

Heavy Duty Swings - Suitable for Adults and Children.

Choose between the Rubber seats or Tyre Seats:

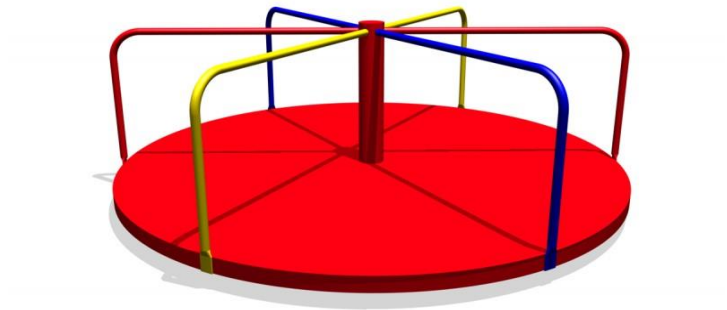


**2 Tyre A-Frame Swing with Chains - Price R6 300**

**Floor space needed: 3,6m x 3m**

**Installation fee: R600**

# MERRY GO-ROUND




**Price R19 200**

1.8 to 2m Diameter
Handles at 600mm high
Painted in our primary bright colours.
<b>Suitable for Schools, Estates and Public Parks.</b>

**Installation fee: R1 000**

---

# SPINNING WHIRL / JOY WHEEL



**Price R18 500**

3 Rings
1.8 to 2m Diameter
Stand 1m High
Painted in our primary bright colours.
<b>Suitable for Schools, Estates and Public Parks.</b>

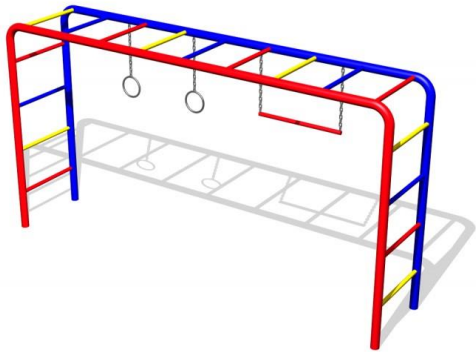
**Installation fee: R1 000**

---

## Monkey Bars + steel Trapeze bar and Rings.

---

Monkey Bars steel is construction for climbing and hanging activities. It builds a child's grip strength, hand-eye-foot co-ordination, upper body strength and muscular control.



**Price: R5 500**

Monkey Bar Combo
Trapeze bar
2 X Monkey Rings
Painted in our primary bright colours.
<b>Suitable for Schools, Estates and Public Parks.</b>

**Installation fee: R600**

---

## Steel Drum Tunnel with Steering wheels



**Price: R5 500**

## EXTRAS OR ADD-ON

Below are some of the Extras that you can add to your Jungle Gym:

- 1x 1.8m Fiberglass Slide = R2 500
- 1x 2.4m Fiberglass Slide = R2 800
- 1x 3m Fiberglass Slide = R3 000
- 1 x 2.4m Steel Slide = R2 200
- Steel Fireman's Pole = R1000
- Monkey Bars added onto the Steel Jungle Gym = R900
- 3 Tyre Climbing ladder, Painted = R1 200
- 4 Tyre Tower, Painted = R1 300
- 1 x Tyre Swing/Conveyor Belt, Painted = R350
- 1 x Tyre Swing/Conveyor Belt with chains, Painted = R650
- Steel Step Ladder = R900
- 1 x Steel Drum only, Painted = R1000
- 1 x Steel Drum tunnel with 2 Steering wheels and chains, Painted = R2 500
- 3 Steel Drum Tunnel with 3 Steering wheels = R5 500



**Drum Car with 2 Steering wheels = R2 500**



# Sleeping Mats / Sponge



**R350 per Sleeping mat.**

**Fitted Sheets or Envelop Sheets are: R100 per sheet.**

**Dimensions and Sizes: 57cm x 117cm x 5cm Thickness.**

**Graduation set. (Hat, Collar, and Gown)**

**R450.00**



**Thank you for shopping with us. We hope you have found a Jungle Gym that you like!!!**

## **This is how to place your Order:**

1. Send a what's app Or Email to: Yolanda - 072 427 9882 OR 065 899 2328
2. Email address: [yolanda@enzojunglegyms.co.za](mailto:yolanda@enzojunglegyms.co.za)
3. Choose the Jungle Gym that you like and send it to us.
4. Send us your Full name and Surname.
5. Send us your Delivery Address.
6. Send us 2 contact numbers that you can be contacted on.
7. We will then send you an Invoice with our Banking details.

**We need 50% deposit before we can start making your Jungle Gym OR You can place your order on our Website and do the Transfer to our Bank Account.**

**Please allow us 5 to 10 workings to make your Jungle Gym.**

*Please note that our Jungle Gyms come fully assembled as per the pictures above. We need an Entrance to be at least 1.5m wide and less than 2m high to be able to bring the Jungle Gym inside your yard. Please let us know if your Entrance is small. We will bring the Jungle Gym in pieces and assemble it at your place. **We charge extra R600 for Assembling at your place.** Our Prices exclude delivery fee. Please Contact us for more information.*

**We look forward in hearing from you!!!**